



Standard Guide for Location and Instruction Symbols for Evacuation and Lifesaving Equipment¹

This standard is issued under the fixed designation F 1297; the number immediately following the designation indicates the year of original adoption or, in the case of revision, the year of last revision. A number in parentheses indicates the year of last reapproval. A superscript epsilon (ϵ) indicates an editorial change since the last revision or reapproval.

INTRODUCTION

This guide provides information on symbols for lifesaving appliances and arrangements required by Chapter III/9.2.3 of the 1983 Amendments to the 1974 Safety of Life at Sea Convention (SOLAS). Though this requirement applies only to ships that have either a SOLAS Passenger Ship Safety Certificate or SOLAS Cargo Ship Safety Equipment Certificate, it is recommended that all vessels or facilities engaged in waterborne operations seriously consider the use of this guide.

1. Scope

1.1 This guide sets forth those symbols to be used to identify the location and operation of lifesaving equipment related to evacuation of personnel in the marine environment.

1.2 The symbols depicted should be used whenever graphic representation could assist personnel in locating their emergency stations and equipment and in the operation of such equipment.

1.3 Posters or signs depicting these symbols should be placed in conspicuous locations in the vicinity of survival craft, their launching controls, or other lifesaving equipment.

1.4 The values stated in SI units are to be regarded as standard. The values given in parentheses are for information only.

2. Referenced Documents

2.1 *Safety of Life at Sea Convention*.²

SOLAS 74 International Convention for the Safety of Life at Sea

3. Significance and Use

3.1 The symbols depicted represent the following:

3.1.1 Equipment required during evacuation or rescue,

3.1.2 Location of muster stations in preparation for evacuation or rescue, or

3.1.3 The sequence of events for operation of survival craft.

3.2 Where station numbers are used with another symbol, they should be abutted to the right hand side of the other symbol.

3.3 Arrows may be used with any other symbol and, where feasible, should point in the direction of the equipment or station by being abutted to the symbol on the edge toward which the arrow is pointing.

3.4 Symbols that indicate station or equipment location should be in white on a green background (see Figs. 1 and 2).

3.5 Symbols that specify the operating sequence of survival craft should be in white on a blue background (see Fig. 3).

3.6 Symbols used as legends in station bills, lifesaving equipment arrangement plans or drawings, or other posters, need not meet the dimensions specified in 3.7.

3.7 Symbols used as markers to indicate the location of stations or equipment should be sized in accordance with 3.7.1 or 3.7.2.

3.7.1 Station number symbol dimensions should be a minimum of 150 mm in height by 75 mm in width (6 by 3 in.).

3.7.1.1 Station number symbol dimensions of 600 by 300 mm (24 by 12 in.) should be used for greater prominence with the larger muster station symbol specified in 3.7.2.1.

3.7.2 Other symbol dimensions should be a minimum of 150 by 150 mm (6 by 6 in.), except:

3.7.2.1 A muster station symbol with dimensions of 600 by 600 mm (24 by 24 in.) may be used in conjunction with the larger station number symbol specified in 3.7.1.1.

3.8 Symbols depicted in Figs. 1 and 2 should represent the survival craft that is actually provided.

4. Illustration of Symbols

4.1 Fig. 1 and Fig. 2 (*a* through *w*) are symbols indicating location of emergency equipment and muster and embarkation stations.

4.2 Fig. 3 (*a* through *j*) represent the general sequence of events that can be expected during the launching of survival craft. The symbols should reflect the launching procedure recommended by the survival craft or system manufacturer.

¹ This guide is under the jurisdiction of ASTM Committee F25 on Ships and Marine Technology and is the direct responsibility of Subcommittee F25.07 on General Requirements.

Current edition approved June 29, 1990. Published January 1991.

² Available from American National Standards Institute, 11 W. 42nd St., 13th Floor, New York, NY 10036.





FIG. 1 Symbols for Location of Emergency Equipment and Muster and Embarkation Stations (continued in Fig. 2)


5. Keywords

5.1 emergency stations; evacuation equipment; instruction symbols; lifesaving equipment; marine; safety equipment;


Safety of Life at Sea Convention; ship; ship evacuation; SOLAS; survival craft; symbols




(m) Immersion Suit




(s) Line-Throwing Appliance




(n) Survival Craft Portable Radio



(t) Muster Station




(o) Emergency Position Indicating Radiobeacon (EPIRB)




(u) Embarkation Station



(p) Radar Transponder



(v) Direction Indicators



(q) Survival Craft Pyrotechnic Distress Signals



(w) Station Numbers



(r) Rocket Parachute Flares

FIG. 2 Symbols for Location of Emergency Equipment and Muster and Embarkation Stations (continued from Fig. 1)




FIG. 3 Symbols for Launching and Operating Survival Craft

ASTM International takes no position respecting the validity of any patent rights asserted in connection with any item mentioned in this standard. Users of this standard are expressly advised that determination of the validity of any such patent rights, and the risk of infringement of such rights, are entirely their own responsibility.

This standard is subject to revision at any time by the responsible technical committee and must be reviewed every five years and if not revised, either reapproved or withdrawn. Your comments are invited either for revision of this standard or for additional standards and should be addressed to ASTM International Headquarters. Your comments will receive careful consideration at a meeting of the responsible technical committee, which you may attend. If you feel that your comments have not received a fair hearing you should make your views known to the ASTM Committee on Standards, at the address shown below.

This standard is copyrighted by ASTM International, 100 Barr Harbor Drive, PO Box C700, West Conshohocken, PA 19428-2959, United States. Individual reprints (single or multiple copies) of this standard may be obtained by contacting ASTM at the above address or at 610-832-9585 (phone), 610-832-9555 (fax), or service@astm.org (e-mail); or through the ASTM website (www.astm.org).